



## **EPIDEMIOLOGY, PUBLIC HEALTH AND COMPLEX NETWORKS**

Rafael Rentería-Ramos

PhD. Professor.

Departments of Physics and Statistics - Universidad Nacional de Colombia Sede Bogotá, and Universidad Nacional Abierta y a Distancia – Colombia  
rrrenteria@unal.edu.co, [rafael.renteria@unad.edu.co](mailto:rafael.renteria@unad.edu.co)

Rafael G. Hurtado

Associate Professor.

Department of Physics - Universidad Nacional de Colombia Sede Bogotá - Colombia  
rghurtadoh@unal.edu.co

B. Piedad Urdinola

Associate Professor.

Department of Statistics - Universidad Nacional de Colombia Sede Bogotá - Colombia  
bpurdinolac@unal.edu.co

### **ABSTRACT**

Health differences across socioeconomic strata have always pointed out that poorer and minorities have higher mortality and morbidity than richer and majorities. This difference is exacerbated for particular populations such as the victims of ongoing armed conflict, who are also much harder to quantify due to the conflict itself. This study uses complex network analysis applied to a combination of three large administrative records for the health system and mortality records in the province of Risaralda (Colombia) between 2011 and 2016. We estimate the most common causes of morbi-mortality for both victims of violence and the poorest inhabitants of Risaralda, defined as those who qualify as recipients of subsidies from the Colombian welfare program, called SISBEN, in the categories of those with the highest need, levels I and II. Both populations show high morbidity frequencies for non-communicable diseases such as Type II diabetes, hypertension and hyperglyceridaemia, mostly associated with exposure to unhealthy lifestyles. However, these



mortality outcomes reflect the different treatments and lifestyles of both subpopulations. While the poorest replicate the same causes identified for morbidity, the victims of armed conflict die of additional causes including Type I diabetes, which reflects the even worse conditions they face.

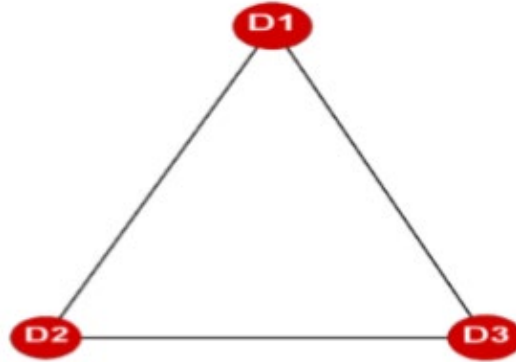
## **1. Data and Methods**

As mentioned above, we linked the records from three independent administrative databases for the province of Risaralda, for all the years between 2011 and 2016, by using a unique identification number. Using a sole year is a mistake for this study, as a particular year may record a mortality shock or bust for exogenous reasons. Hence, we use these six years pooled together. The first dataset is *Base de Datos Única de Afiliados* (BDUA, Unique Database of Affiliated [to the health system]), which contains individual records affiliated to the health system in Colombia. Second, *Registros Individuales de Prestación de Servicios de Salud* (RIPS, Individual Records of Health Services) holds the full medical records of all patients who are part of BDUA and who attended a regular medical visit, urgency care, and the follow-up of medical exams and treatments. The information holds symptoms, diagnosis and prognosis, as recorded by medical doctors. This information is essential for the morbidity profiles.

Finally, *Registro Unificado de Afiliación* (RUAF, Unified Record of Affiliation) holds vital records, including birth and death certificates that aim to be universal. One of the advantages of the vital registration system in Colombia is that death records include the main cause of death as well as the underlying causes of death, recorded under the International Diseases Classification in its 10th version (ICD-X).

## 2. Morbidity Network Analysis

We begin with the full information of the complex network, namely all diagnoses in the Risaralda province, for both populations under study. The population who qualify for subsidy programs in Colombia are ranked in the Identification System of Potential Beneficiaries for Welfare Programs (*Sistema de Identificación de Potenciales Beneficiarios de Programas Sociales, SISBEN*) classified at levels I and II. To define this network's nodes, we use both main and secondary medical diagnoses for each individual in RIPS. The edges are the relationships between the main and secondary diagnoses for each individual. As these relationships have a very high frequency, regardless of whether it is a main or a secondary 11 diagnosis, the edges do not have any direction resulting in a building scheme, as shown in Figure 1.

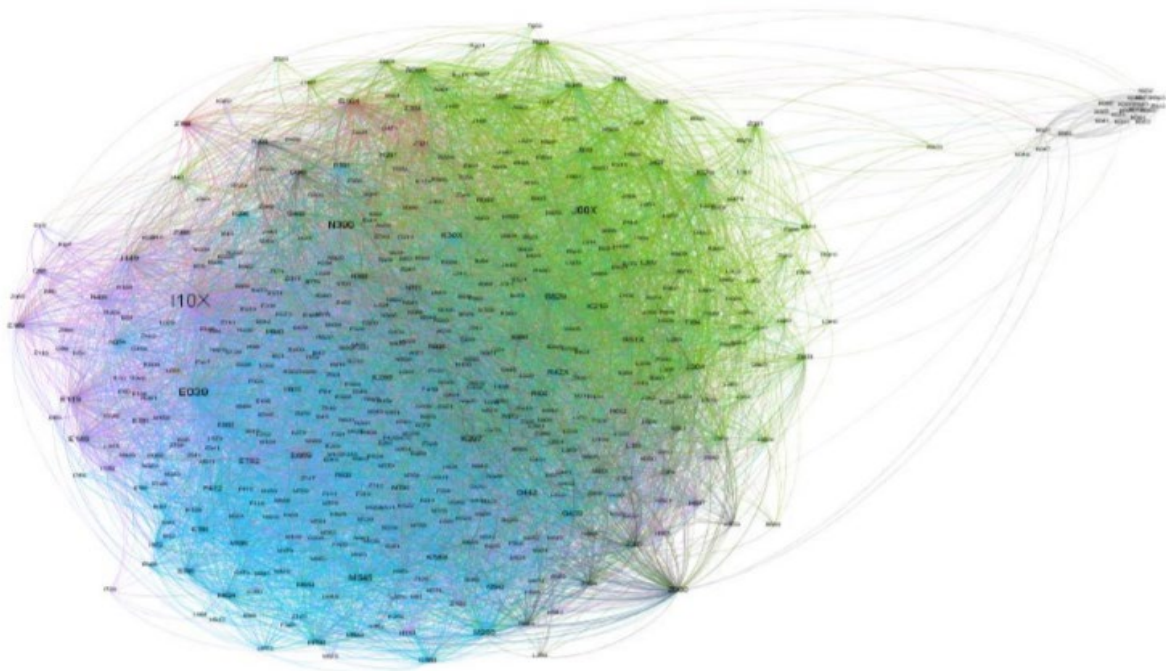


**Figure 1. Structure for Building the Morbidity Network**

For Figure 1,  $D_1$  is the main diagnosis, while  $D_2$  and  $D_3$  are the secondary diagnoses, all following the ICD-X, as stated before. The strength of links  $W_{ij}$  is defined as

$$W_{ij} = \sum_{i,j}^n D_i \cdot D_j, \text{ with } D_i \neq D_j \quad (1)$$

where  $n$  is the total number of nodes in the network, namely the number of different diagnoses recorded in RIPS ( $D_i \neq D_j$ );  $D_i \cdot D_j$  is the relation between each record for primary diagnoses  $i$  and secondary diagnoses  $j$ . The total complex network from applying the above-described methodology to the data at hand, for all the years of study, results in Figure 2. The principal metric of nodes with the highest connectivity is in Table 1.



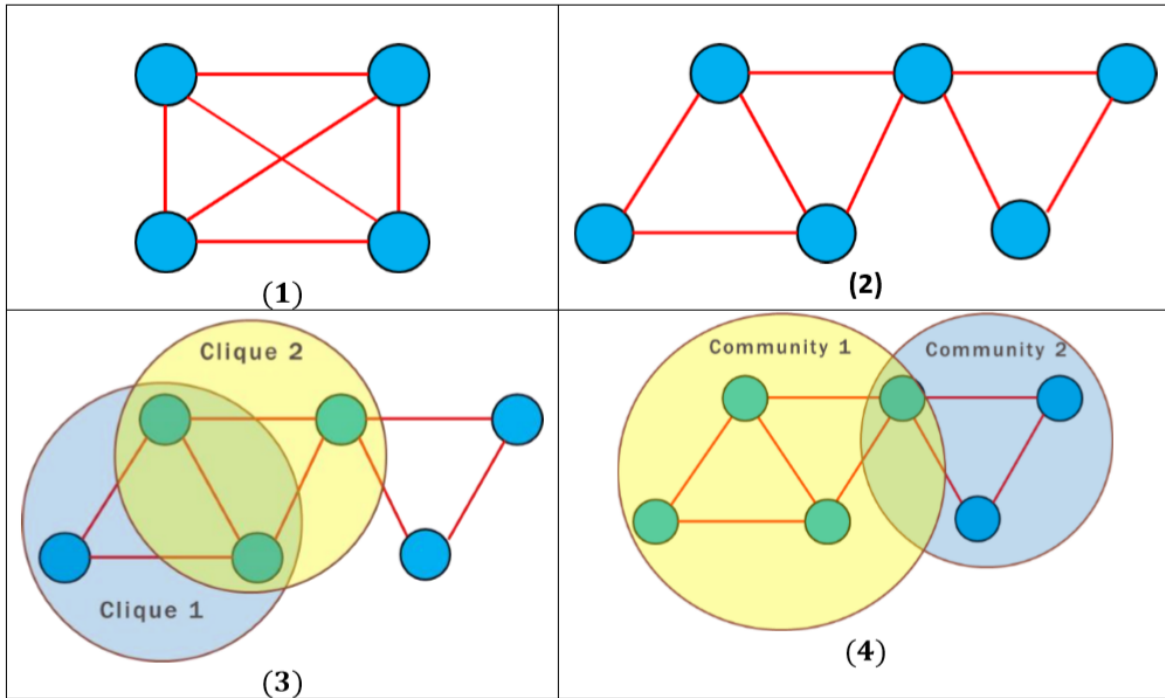
**Figure 2. Graph of the Morbidity Network of Diagnoses in Risaralda, 2011–2016.**

\*Nodes are diagnoses and links are medical records from all kinds of medical visits: regular, emergency consultations, treatments and follow-ups.

### **3. Selection Algorithm for Detecting the Subpopulation**

For this study, we need to fully identify both subpopulations of interest, namely victims of internal conflict and beneficiaries of subsidy programs, SISBEN I and II. To do so, we chose the k-communities algorithm of Fortunato (2010) and Palla et al. (2005), because this keeps the superposition of diagnoses in

the subgraphs even though many individuals share the same initial diagnosis, but with different final diagnoses.



**Figure 3. Detection Algorithm for the Detection of k-Communities**

Source: Fortunato (2010) and Palla et al. (2005)

#### **4. Intensity Analysis and Motif Coherence.**

Motifs are interconnected patterns in complex networks with a much larger frequency than random networks (Milo, 2002). They are common in biology (Green et al., 2017; Smoly et al., 2017) and ecology (Delmas et al., 2017; 13 Rodríguez-Rodríguez et al., 2017), among other applications. Motifs have intrinsic characteristics that condition the probability of the occurrence of certain values in nodes, despite their application to particular cuts of the network (Milo, 2002). This permits them to generate a series of trends in the network circumvent information, such as nodes' consensus that control their

flow. This characteristic is essential to associate diagnoses and illness related to lifestyles in the province of Risaralda.

Intensity,  $I(g)$ , for subgraph  $g$  with vertices  $V_g$  and edges  $l_g$ , as the geometric mean of their weights, or strengths,  $W_{ij}$ , is described in equation (1):

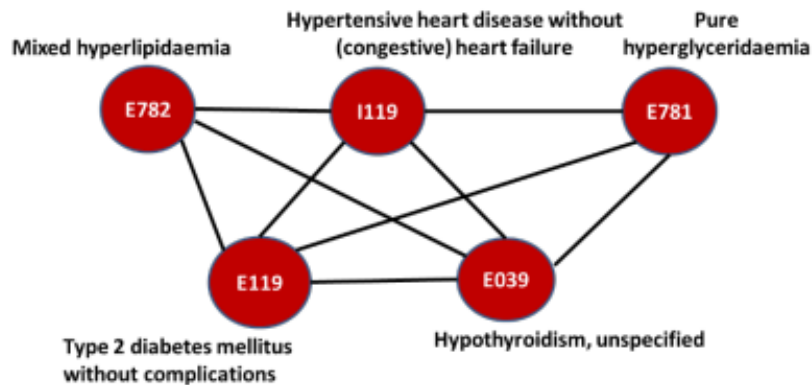
$$I(g) = \left( \prod_{(ij) \in l_g} W_{ij} \right)^{\frac{1}{|l_g|}} \quad (1)$$

The coherence  $Q(g)$ , which allows us to study the consensus between people at the edges inside motifs. Coherence takes values near to the most important unit in its subgraph to establish the association between subpopulations, and it is defined as the ratio between intensity,  $I(g)$ , and the geometric mean of their weights, or strengths,  $W_{ij}$ , as presented in equation (2):

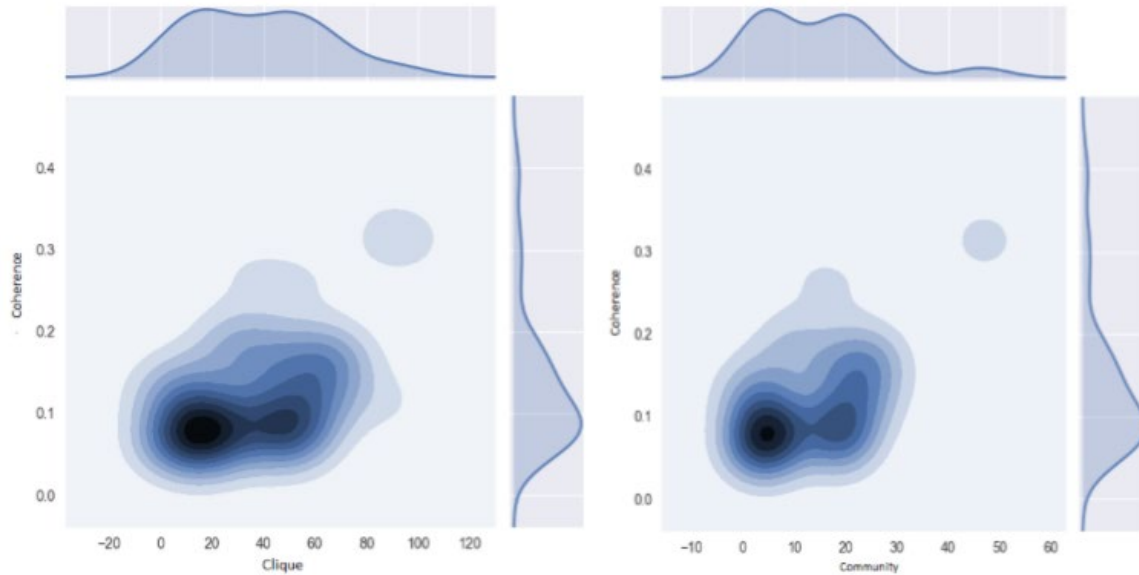
$$Q(g) = \frac{I_g}{\sqrt[n]{\sum_{(ij) \in l_g} W_{ij}}} \quad (2)$$

## Results

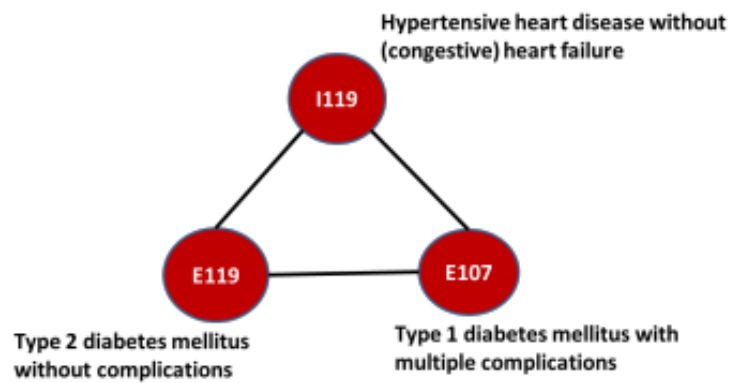
### Results for the Victims of Internal Armed Conflict



**Figure 4. Community with the Highest Coherence Level. Morbidity Network of the Victims of Conflict in Risaralda, 2011–2016**



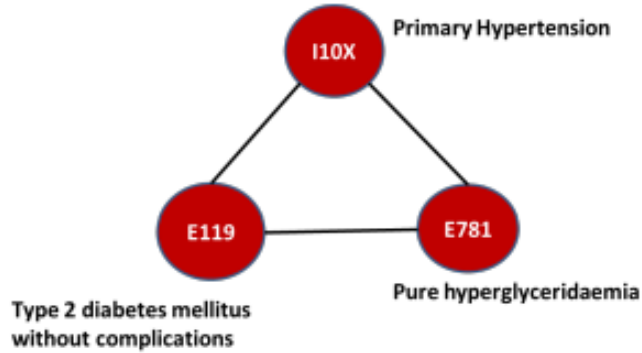
**Figure 5. Motifs' Coherence in Cliques (left) and Victims of Conflict (right) for the Morbidity Network in Risaralda, 2011–2016**



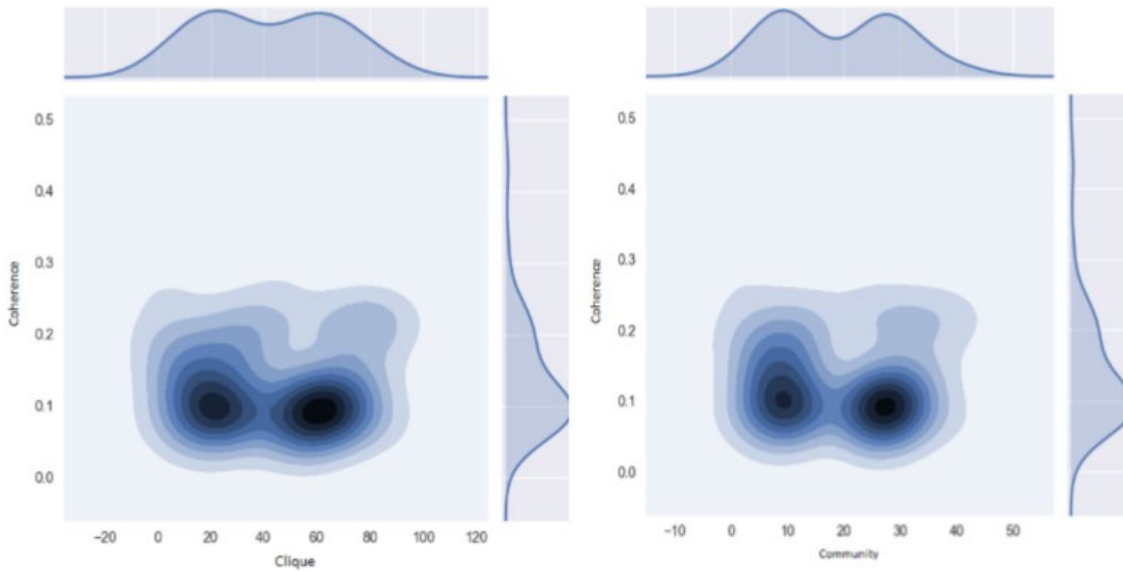
**Figure 6. Clique with the Highest Overlapping in Morbidity and Mortality. Mortality Network of the Victims of Conflict in Risaralda, 2011–2016**



Results for the Population Classified as SISBEN I and II



**Figure 7. Highest Overlapping in Morbidity and Mortality. SISBEN I and II Mortality Network in Risaralda, 2011–2016**



**Figure 8. Motifs' Coherence in Cliques (left) and SISBEN I and II (right) for the Morbidity Network in Risaralda, 2011–2016**





## REFERENCES

- Aguilar-Palacio, I., Carrera-Lasfuentes, P., & Rabanaque, M. J. (2015). Youth unemployment and economic recession in Spain: influence on health and lifestyles in young people (16–24 years old). *International journal of public health*, 60(4), 427-435.
- Akresh, R., Lucchetti, L., & Thirumurthy, H. (2012). Wars and child health: Evidence from the Eritrean-Ethiopian conflict. *Journal of Development Economics*, 99(2), 330–340. <http://doi.org/10.1016/j.jdeveco.2012.04.001>
- Al-Qudsi, S. S. (2000). Profiles of refugee and non-refugee Palestinians from the West Bank and Gaza. *International Migration (Geneva, Switzerland)*, 38(4), 79–107.
- Anand, K., & Bianconi, G. (2009). Entropy measures for networks: Toward an information theory of complex topologies. *Physical Review E*, 80(4), 045102.
- Audet, Mélisa, et al. (2017). Lifestyle Inequalities: Explaining Socioeconomic Differences in Preventive Practices of Clinically Overweight Women After Menopause. *Qualitative Health Research*, vol. 27, no 10, p. 1541-1552.
- Balcan, D., Colizza, V., Gonçalves, B., Hu, H., Ramasco, J. J., & Vespignani, A. (2009). Multiscale mobility networks and the spatial spreading of infectious diseases. *Proceedings of the National Academy of Sciences*, 106(51), 21484-21489.
- Barabási, A. L., & Albert, R. (1999). Emergence of scaling in random networks. *science*, 286(5439), 509-512.
- Brauer, F., Castillo-Chavez, C., Mubayi, A., & Towers, S. (2016). Some models for epidemics of vector-transmitted diseases. *Infectious Disease Modelling*, 1(1), 79-87.
- Bichara, D., & Castillo-Chavez, C. (2016). Vector-borne diseases models with residence times—a lagrangian perspective. *Mathematical biosciences*, 281, 128-138.



- Blattman, C., & Miguel, E. (2010). Civil War. *Journal of Economic Literature*, 48(1), 3–57. [http://doi.org/10.1016/S1574-0013\(06\)02023-0](http://doi.org/10.1016/S1574-0013(06)02023-0)
- Bilak, A., Caterina, M., Charron, G., Crozet, S., et al. (2015) Global overview 2015: people internally displaced by conflict and violence. Internal Displacement Monitoring Centre, Norwegian Refugee Council.
- Brinton, E. A. (2016). Management of hypertriglyceridemia for prevention of atherosclerotic cardiovascular disease. *Endocrinology and metabolism clinics of North America*, 45(1), 185-204.
- Brown, David R.; Brewster, Luther G. (2015). The food environment is a complex social network. *Social Science & Medicine*, vol. 133, p. 202-204.
- Brungborg, H., Tabeau, E., & Urdal, H. (2006). *The Demography of Armed Conflict*. Springer.
- Brungborg, H., & Urdal, H. (2005). The Demography of Conflict and Violence: An Introduction. *Journal of Peace Research*, 42(4), 371–374. <http://doi.org/10.1177/002234338902600100117>
- Bundervoet, T., Verwimp, P., & Akresh, R. (2008). Health and Civil War in Rural Burundi. *Journal of Human Resources*, 44(2), 536–563. <http://doi.org/10.3368/jhr.44.2.536>
- Castillo-Chavez, C., Bichara, D., & Morin, B. R. (2016). Perspectives on the role of mobility, behavior, and time scales in the spread of diseases. *Proceedings of the National Academy of Sciences*, 113(51), 14582-14588.
- Co, J., Jeffrey, J., Emmett, M., Modak, A., & Sondike, S. B. (2015). Obesity, hypertension and metabolic syndrome in children in West Virginia. *The West Virginia medical journal*, 111(4), 20.
- De Azevedo Barros, Marilisa Berti, et al. (2016). Social inequalities in health behaviors among Brazilian adults: National Health Survey, 2013. *International journal for equity in health*, vol. 15, no 1, p. 148.



- Delmas, E., Besson, M., Brice, M. H., Burkle, L., Dalla Riva, G. V., Fortin, M. J., ... & Olesen, J. M. (2017). Analyzing ecological networks of species interactions. *bioRxiv*, 112540.
- Doocy, S., Lyles, E., Robertson, T., Akhu-Zaheya, L., Oweis, A., & Burnham, G. (2015a). Prevalence and care-seeking for chronic diseases among Syrian refugees in Jordan. *BMC Public Health*, 15(1), 1097.
- Doocy, S., Lyles, E., Delbiso, T. D., & Robinson, C. W. (2015b). Internal displacement and the Syrian crisis: an analysis of trends from 2011– 2014. *Conflict and health*, 9(1), 33.
- Dorogovtsev, S., & Mendes, J. (2003). *Evolution of Networks: From Biological Networks to the Internet and WWW* Oxford: Oxford Univ.
- Estrada, E., & Rodriguez-Velazquez, J. A. (2005). Subgraph centrality in complex networks. *Physical Review E*, 71(5), 056103.
- Fortunato, S. (2010). Community detection in graphs. *Physics reports*, 486(3), 75-174.
- Furukawa, S., Fujita, T., Shimabukuro, M., Iwaki, M., Yamada, Y., et al. (2017). Increased oxidative stress in obesity and its impact on metabolic syndrome. *The Journal of clinical investigation*, 114(12), 1752- 1761. 18
- Franco, Saúl, et al. (2006). The effects of the armed conflict on the life and health in Colombia. *Ciência & Saúde Coletiva*, vol. 11, p. 1247-1258.
- Green, S., Şerban, M., Scholl, R., Jones, N., Brigandt, I., & Bechtel, W. (2017). Network analyses in systems biology: new strategies for dealing with biological complexity. *Synthese*, 1-27.
- Inoue, M. (2017). Changing epidemiology of *Helicobacter pylori* in Japan. *Gastric Cancer*, 1-5.
- Iqbal, Z. (2010). *War and the Health of Nations*. Stanford University Press.



- Kalipeni, E; Oppong, J. (1998) The refugee crisis in Africa and implications for health and disease: a political ecology approach. *Social Science & Medicine*, 1998, vol. 46, no 12, p. 1637-1653.
- Keely, Reed, and Waldman. 2001. "Understanding Mortality Patterns in Complex Humanitarian Emergencies". In NRC (eds.) *Forced Migration and Mortality*. National Academy Press
- Kumpula, J. M., Kivelä, M., Kaski, K., & Saramäki, J. (2008). Sequential algorithm for fast clique percolation. *Physical Review E*, 78(2), 026109.
- Marmot, M. (2005). Social determinants of health inequalities. *The Lancet*, 365(9464), 1099-1104.
- Milo, R., Shen-Orr, S., Itzkovitz, S., Kashtan, N., Chklovskii, D., & Alon, U. (2002). Network motifs: simple building blocks of complex networks. *Science*, 298(5594), 824-827.
- Ministerio de Salud (2017). Modelo Integral de Atención de Salud "MIAS", [Url:https://www.minsalud.gov.co/Paginas/presentaciones-modelo-integralatencion-salud-mias.aspx](https://www.minsalud.gov.co/Paginas/presentaciones-modelo-integralatencion-salud-mias.aspx).
- Moran, W. P., Zhang, J., Gebregziabher, M., Brownfield, E. L., Davis, K. S., et al. (2017). Chaos to complexity: leveling the playing field for measuring value in primary care. *Journal of evaluation in clinical practice*, 23(2), 430-438.
- Newman, M. (2010). *Networks: an introduction*. Oxford university press. NRC- National Research Council. 2001. *Forced Migration and Mortality*. National Academy Press 19
- Ohlsson, B., Orho-Melander, M., & Nilsson, P. M. (2017). Higher Levels of Serum Zonulin May Rather Be Associated with Increased Risk of Obesity and Hyperlipidemia, Than with Gastrointestinal Symptoms or Disease Manifestations. *International journal of molecular sciences*, 18(3), 582.



- Onnela, J., J. Saramäki, J. Kertész, K. Kaski. (2005). Intensity and coherence of motifs in weighted complex networks. *Phys. Rev. E* 71(6), 065103.1–065103.4.
- Palla, G., Derényi, I., Farkas, I., & Vicsek, T. (2005). Uncovering the overlapping community structure of complex networks in nature and society. arXiv preprint physics/0506133.
- Pastor-Satorras, R., & Vespignani, A. (2002). Immunization of complex networks. *Physical Review E*, 65(3), 036104.
- Personhood, C., Chronic, R. W., Home, I., Guideline, H., Rousseau, H., & Water, P. (2014). Self-management of Hypertension in High-Risk Patients 799.
- Powers, M. A., Bardsley, J., Cypress, M., Duker, P., Funnell, M. M., et al. (2017). Diabetes self-management education and support in type 2 diabetes: a joint position statement of the American Diabetes Association, the American Association of Diabetes Educators, and the Academy of Nutrition and Dietetics. *The Diabetes Educator*, 43(1), 40-53.
- Reconciliacion Colombia. 2015. *Los desplazados son más pobres que el resto de la población*, 16 February 2015, available at: <http://goo.gl/eK5F38>
- Retterstøl, K., Narverud, I., Selmer, R., Berge, K. E., Osnes, I. V., et al. (2017). Severe hypertriglyceridemia in Norway: prevalence, clinical and genetic characteristics. *Lipids in Health and Disease*, 16(1), 115.
- RNI (2017). Registro Nacional de Información. Url:<https://rni.unidadvictimas.gov.co/RUV>, Consultado: 05-06-2017.
- Rodríguez-Rodríguez, M. C., Jordano, P., & Valido, A. (2017). Functional consequences of plant-animal interactions along the mutualism-antagonism gradient. *Ecology*, 98(5), 1266-1276.
- Smoly, I. Y., Lerman, E., Ziv-Ukelson, M., & Yeger-Lotem, E. (2017). MotifNet: a web-server for network motif analysis. *Bioinformatics*, 33(12), 1907-1909.



- Sobel, M. E. (2013). Lifestyle and social structure: Concepts, definitions, analyses. Elsevier.
- Strogatz, S. H. (2001). Exploring complex networks. *nature*, 410(6825), 268.
- Taimeh, Z., Duprez, D., & Garry, D. J. (2017). Heart Failure Prevention. In *Congestive Heart Failure and Cardiac Transplantation* (pp. 267-284). Springer International Publishing.
- Torche, F., & Villarreal, A. (2014). Prenatal Exposure to Violence and Birth Weight in Mexico: Selectivity, Exposure, and Behavioral Responses. *American Sociological Review*, 79(5), 966–992. <http://doi.org/10.1177/0003122414544733>
- Towers, S., Brauer, F., Castillo-Chavez, C., Falconar, A. K., Mubayi, A., & Romero-Vivas, C. M. (2016). Estimate of the reproduction number of the 2015 Zika virus outbreak in Barranquilla, Colombia, and estimation of the relative role of sexual transmission. *Epidemics*, 17, 50-55.
- Turel, O., Romashkin, A., & Morrison, K. M. (2016). Health outcomes of information system use lifestyles among adolescents: Videogame addiction, sleep curtailment and cardio-metabolic deficiencies. *PloS one*, 11(5), e0154764.
- United Nations High Commissioner for Refugees-UNHCR. 2015. UNHCR country operations profile – Colombia, available at: <http://goo.gl/2a7r1S>, downloaded on 26 March 2015
- Urdal, H., & Che, C. P. (2013). War and Gender Inequalities in Health: The Impact of Armed Conflict on Fertility and Maternal Mortality. *International Interactions*, 39(4), 489–510. <http://doi.org/10.1080/03050629.2013.805133>
- Urdinola, B. Piedad, Torres Avilés, Francisco, & Velasco, Jairo Alexander. (2017). The Homicide Atlas in Colombia: Contagion and Under-Registration for



Small Areas. Cuadernos de Geografía - Revista Colombiana de Geografía, 26(1), 101-118. <https://dx.doi.org/10.15446/rcdg.v26n1.55429>

- Urdinola, B. P. (2004). Could Political Violence Affect Infant Mortality? The Colombian Case. *Coyuntura Social* (31), 63-79.
- Urdinola, B. P. (2001). Forced Migration: The Case of Internally Displaced Population in Colombia. *Les Cahiers Alhim*, 3. 21
- Varan, B., Tokel, K., & Yilmaz, G. (1999). Malnutrition and growth failure in cyanotic and acyanotic congenital heart disease with and without pulmonary hypertension. *Archives of Disease in Childhood*, 81(1), 49-52.
- Verwimp, P., & Van Bavel, J. (2005). Child survival and fertility of refugees in Rwanda. *European Journal of Population*, 21(2-3), 271-290. <http://doi.org/10.1007/s10680-005-6856-1>
- Vyhrystyuk, M. S., Rogozhnikova, T. P., Semenova, G. I., Shusharina, I. A., Savelyeva, E. A., & Kunygina, O. V. (2017). The Evolution of the Concept of Public Health in Modern Youth Discourse. *Pertanika Journal of Social Sciences & Humanities*, 25.
- World Health Organization (WHO) (2002). *World Report on Violence and Health*. Edited by E.G. Krug, L.L. Dahlberg, J.A. Mercy, A. B. Zwi and R. Lozano. WHO, Geneva
- Xu, Y., Niu, Y., Gao, Y., Wang, F., Qin, W., et al (2017). Borapetoside E, a Clerodane Diterpenoid Extracted from *Tinospora crispa*, Improves Hyperglycemia and Hyperlipidemia in High-Fat-Diet-Induced Type 2 Diabetes Mice. *Journal of Natural Products*.
- Zuin, M., Caserta, C., Romanò, L., Mele, A., Zanetti, A., Cannatelli, R., & Battezzati, P. M. (2017). Seroepidemiology of HEV and HAV in two populations with different socio-economic levels and hygienic/sanitary conditions. *European Journal of Clinical Microbiology & Infectious Diseases*, 36(3), 479-485.